


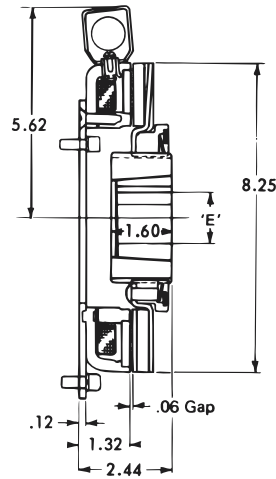
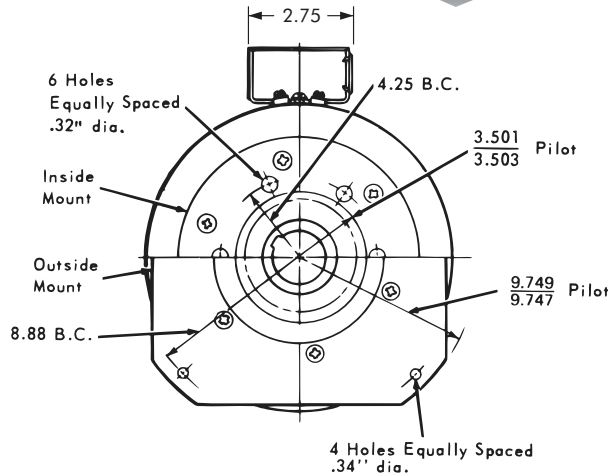
Flange Mounted Brake

Model

● 308



▶ Flange Mounted
▶ Spline Drive



Bushing 1615

Bore 'E'		Keyway	Part No.
1/2"	.500	.125 x .062	326015 - 1
9/16"	.562	.125 x .062	326015 - 2
5/8"	.625	.187 x .093	326015 - 3
11/16"	.687	.187 x .093	326015 - 4
3/4"	.750	.187 x .093	326015 - 5
13/16"	.812	.187 x .093	326015 - 6
7/8"	.875	.187 x .093	326015 - 7
15/16"	.937	.250 x .125	326015 - 8
1"	1.000	.250 x .125	326015 - 9
1-1/16"	1.062	.250 x .125	326015 - 10
1-1/8"	1.125	.250 x .125	326015 - 11
1-3/16"	1.187	.250 x .125	326015 - 12
1-1/4"	1.250	.250 x .125	326015 - 13
1-5/16"	1.312	.312 x .156	326015 - 14
1-3/8"	1.375	.312 x .156	326015 - 15
1-7/16"	1.437	.375 x .187	326015 - 16
1-1/2"	1.500	.375 x .187	326015 - 17
1-9/16"	1.562	.375 x .187	326015 - 18
1-5/8"	1.625	.375 x .187	326015 - 19
*1-3/8"	1.375	.375 x .125	326015 - 20
*1-5/8"	1.625	.375 x .125	326015 - 21

Technical Data and Torque (In. Lb.)

Model No.	Wt. Lbs.	Static Torque in. lb.	Max. Speed RPM	Coil Voltage vdc	* Rated Current amps	RPM									
						0	300	600	900	1200	1500	1800	2400	3000	3600
308	16.4	2100	3600	90	.57	2100	1848	1596	1428	1344	1260	1128	888	720	588

* Rated current at 90v.

Refer to Section M for torque and heat dissipation curves.

Customer must maintain:

1. Concentricity between mounting flange and shaft within .010.
2. Perpendicularity between mounting surface and shaft within .010.

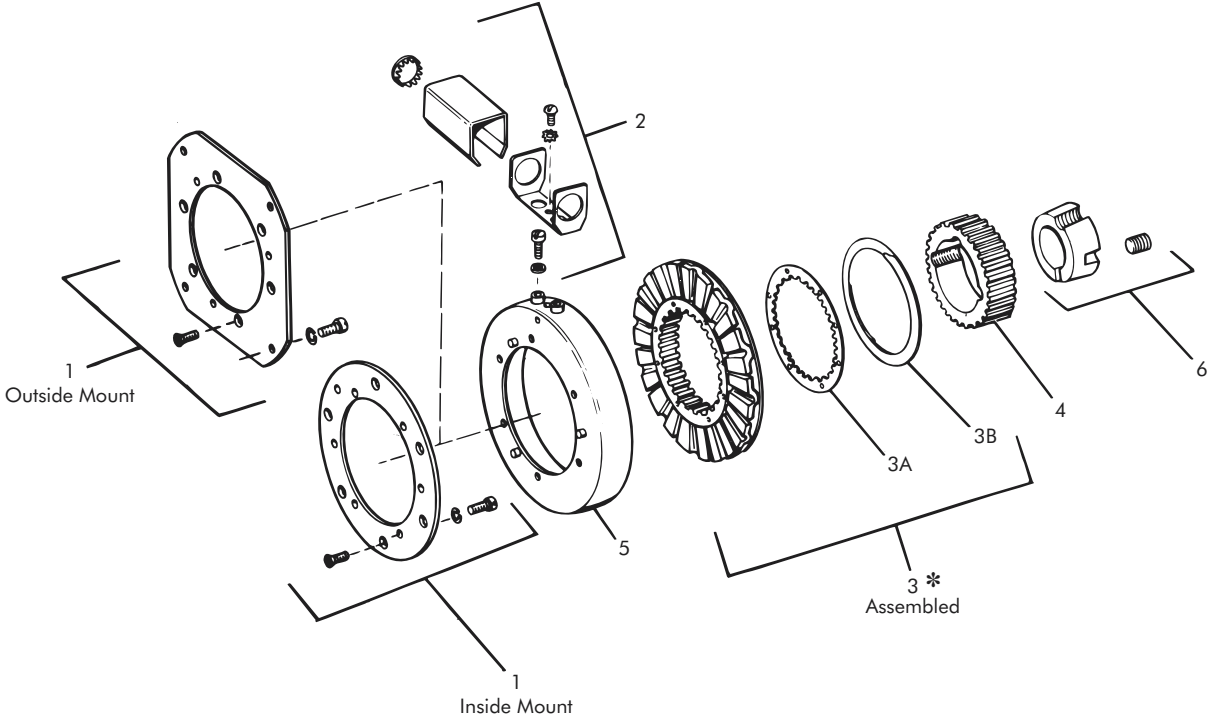
Order Parts for Assembly No. FC308054 and FC308055

	Armature Hub	Armature Plate Assembly	Magnet Accessory	(1615) Taper Bushing	FC308054	FC308055	Magnet
					Mounting Plate with Accessory		
					Inside Mounted	Outside Mounted	
24 Volts	308680	308382-4	326078	326015-XX	308481	308491	308373
90 Volts	308680	308382-4	326078	326015-XX	308481	308491	308374

To order, specify: 1, Armature Hub 1, Armature Plate Assembly
 1, Magnet Accessory 1, Taper Bushing (1615) of required Bore size
 1, Mounting Plate with Accessory for either Inside Mount or Outside Mount
 1, Magnet of required Voltage

For controls, see Section K.

Flange Mounted Brake – Replacement Parts



Replacement Parts

Item	Qty.	Description	Part No.	Item	Qty.	Description	Part No.
1	1	Mounting Plate w/Accessory Inside Mounting Outside Mounting	308481 308491	4	1	Armature Hub	308680
2	1	Magnet Accessory	326078	5	1	Magnet 24 Volts 90 Volts	308373 308374
3	1	Armature Plate Assy. (27 Teeth)	308382-4	6	1	Taper Bushing (1615)	326015-XX
3-A	3	Drag Spring	326276				
3-B	3	Ajusto-gap® Spring	326273				

* Current design armatures are solid.