


Flange Mounted Brake

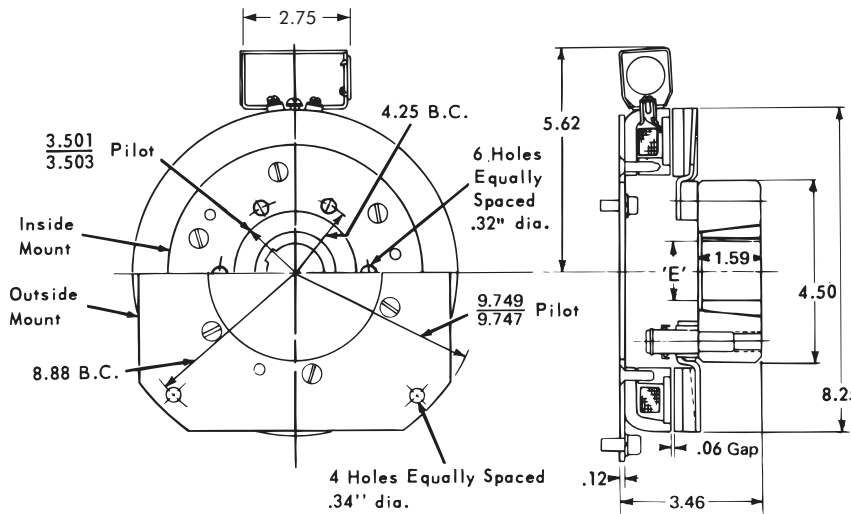
Model

● 308



▶ Flange Mounted

▶ Pin Drive



Bushing 1615

Bore 'E'	Keyway	Part No.
1/2"	.500 .125 x .062	326015 - 1
9/16"	.562 .125 x .062	326015 - 2
5/8"	.625 .187 x .093	326015 - 3
11/16"	.687 .187 x .093	326015 - 4
3/4"	.750 .187 x .093	326015 - 5
13/16"	.812 .187 x .093	326015 - 6
7/8"	.875 .187 x .093	326015 - 7
15/16"	.937 .250 x .125	326015 - 8
1"	1.000 .250 x .125	326015 - 9
1-1/16"	1.062 .250 x .125	326015 - 10
1-1/8"	1.125 .250 x .125	326015 - 11
1-3/16"	1.187 .250 x .125	326015 - 12
1-1/4"	1.250 .250 x .125	326015 - 13
1-5/16"	1.312 .312 x .156	326015 - 14
1-3/8"	1.375 .312 x .156	326015 - 15
1-7/16"	1.437 .375 x .187	326015 - 16
1-1/2"	1.500 .375 x .187	326015 - 17
1-9/16"	1.562 .375 x .187	326015 - 18
1-5/8"	1.625 .375 x .187	326015 - 19
*1-3/8"	1.375 .375 x .125	326015 - 20
*1-5/8"	1.625 .375 x .125	326015 - 21

Technical Data and Torque (In. Lb.)

Model No.	Wt. Lbs.	Static Torque in. lb.	Max. Speed RPM	Coil Voltage vdc	* Rated Current amps	RPM									
						0	300	600	900	1200	1500	1800	2400	3000	3600
308	16.4	2100	3600	90	.57	2100	1848	1596	1428	1344	1260	1128	888	720	588

* Rated current at 90v.

Customer must maintain:

1. Concentricity between mounting flange and shaft within .010.
2. Perpendicularity between mounting surface and shaft within .010.

Refer to Section M for torque and heat dissipation curves.

Order Parts for Assembly No. FC308050 and FC308051

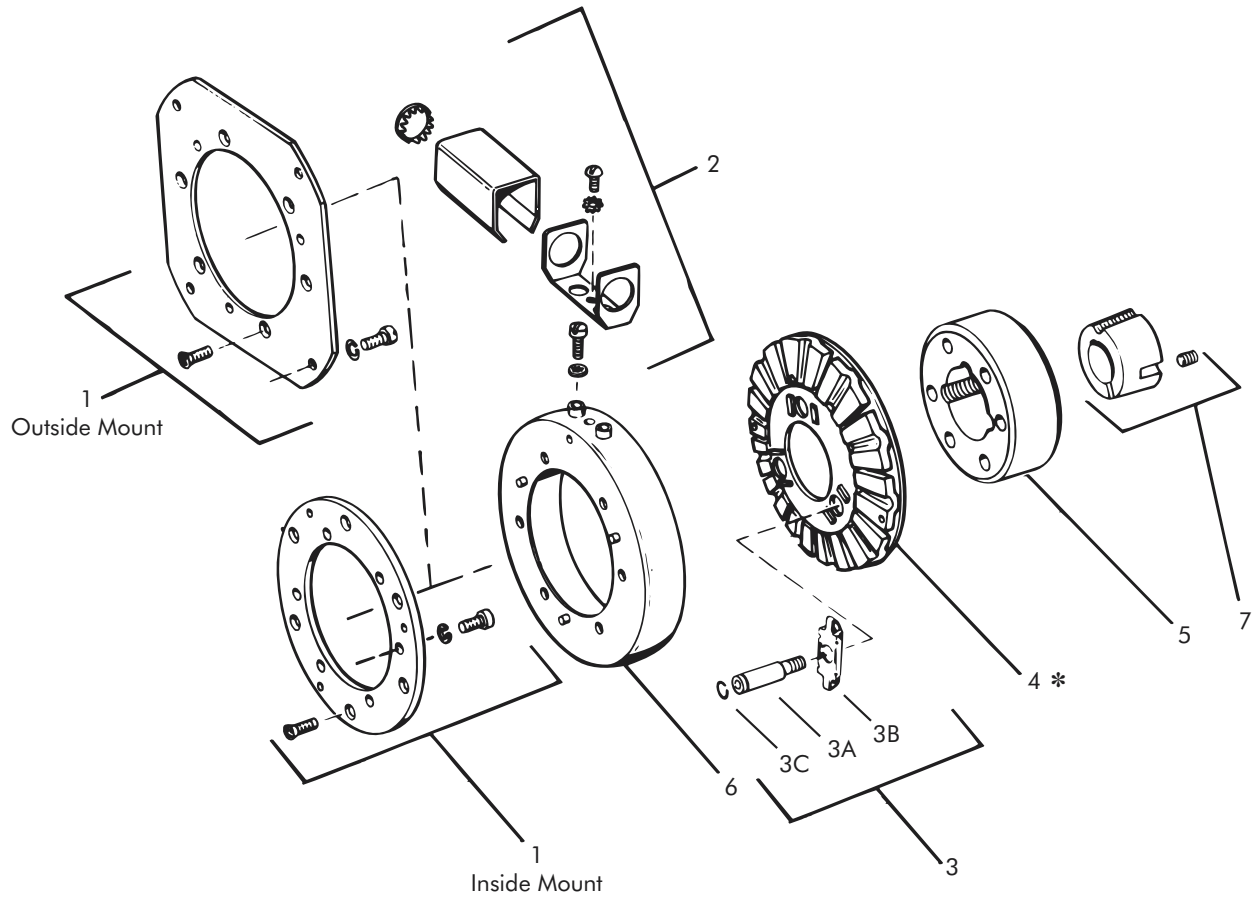
	Armature Hub	Armature Plate Assembly	Magnet Accessory	(1615) Taper Bushing	FC308050	FC308051	Magnet	Ajusto-gap® Kit
					Mounting Plate with Accessory	Mounting Plate with Accessory		
					Inside Mounted	Outside Mounted		
24 Volts	308450	308380	326078	326015-XX	308481	308491	308373	326075
90 Volts	308450	308380	326078	326015-XX	308481	308491	308374	326075

To order, specify:

- 1, Armature Hub
- 1, Armature Plate Assembly
- 1, Magnet Accessory
- 1, Taper Bushing (1615) of required Bore size
- 1, Mounting Plate with Accessories for either Inside Mount or Outside Mount
- 1, Magnet of required Voltage
- 1, Ajusto-gap® Kit

For controls, see Section K.

Flange Mounted Brake – Replacement Parts



Replacement Parts

Item	Qty.	Description	Part No.	Item	Qty.	Description	Part No.
1	1	Mounting Plate w/Accessory		4	1	Armature Plate Assembly	308380
		Inside Mounting	308481	5	1	Armature Hub	308450
		Outside Mounting	308491	6	1	Magnet	
2	1	Magnet Accessory	326078			24 Volts	308373
3	1	Ajusto-gap® Kit	326075			90 Volts	308374
3-A	3	Drive Pin	326008	7	1	Taper Bushing (1615)	326015-XX
3-B	3	Spring	326149				
3-C	3	Retaining Ring	DY-10572				

* Current design armatures are solid.