

Dynatec® Controls

Dynatec® D2101 and D2111

Plug-in Clutch/Brake Controls

Dynacorp® D2101 Control Part# D6001-448-004 (115 VAC Input)

Dynacorp® D2111 Control Part# D6001-448-006 (230 VAC Input)



Description:

The Dynatec® 2101 (D2101) and 2111 (D2111), are plug-in controls, designed to mount into an eight pin octo-socket. The D2101 and the D2111 are engineered to operate a 90 V DC clutch and/or brake coil with current loads up to 2.0 amps. The compact plug-in design allows for ease of installation and replacement.

The D2101 and D2111 are fused on both input power lines to protect the controller system. These controls incorporate voltage protection on the AC input to suppress transient spikes, present on some power lines.

Specifications:

Model D2101

Part#	D6001-448-004
Input V	115 VAC 50/60Hz
Output V	90 V DC
Output A	2 A Max.
Fuse	3 A, 250 VAC Micro-Fuse

Model D2111

Part#	D6001-448-006
Input V	230 VAC 50/60Hz
Output V	90 V DC
Output A	2 A Max.
Fuse	3 A, 250 VAC Micro-Fuse

Optional Parts:


Part# 65-22-3

8 Pin Octal Socket

Part# 32-1-11 (Pack of 5)

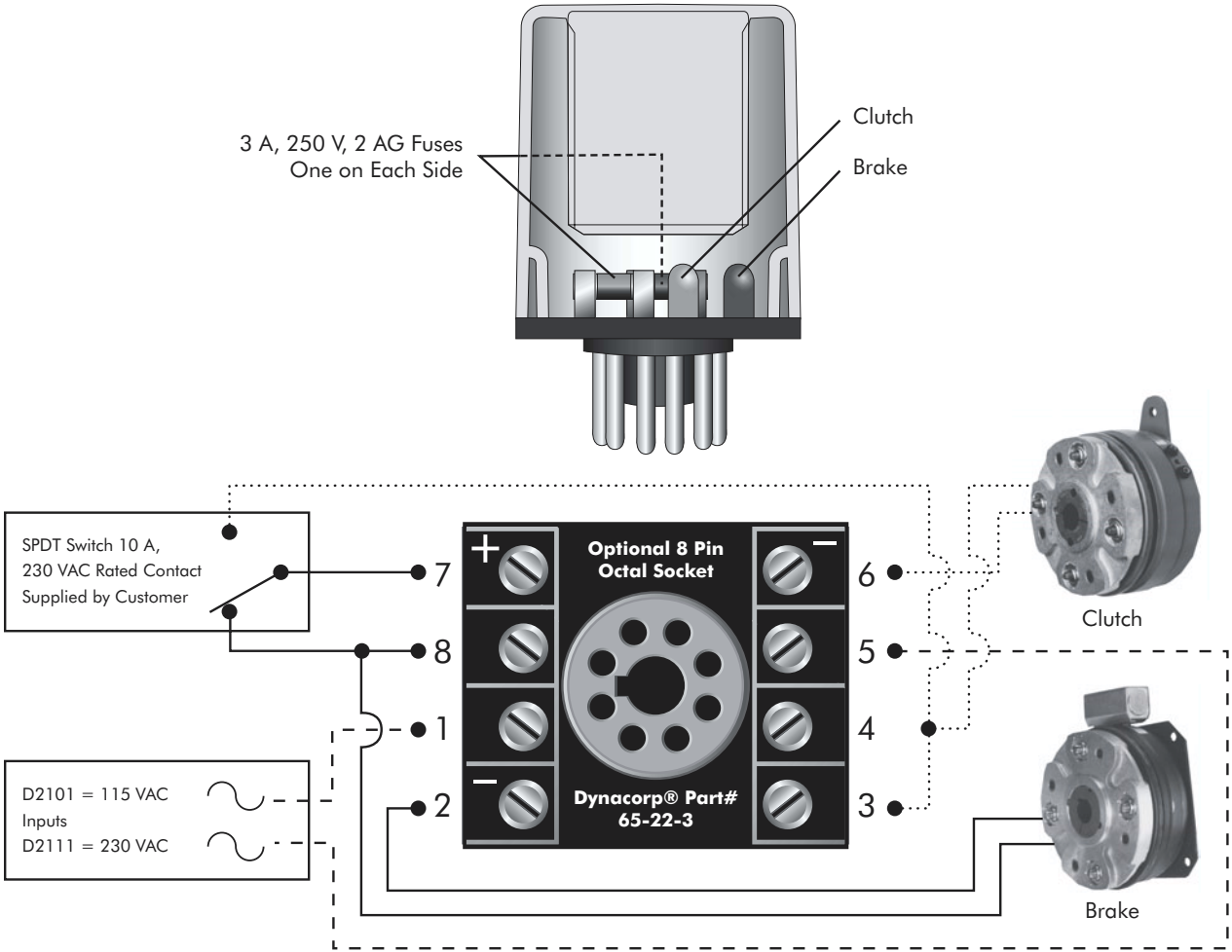
3 A, 250 VAC (2 AG) F/A Micro-Fuse

Features:

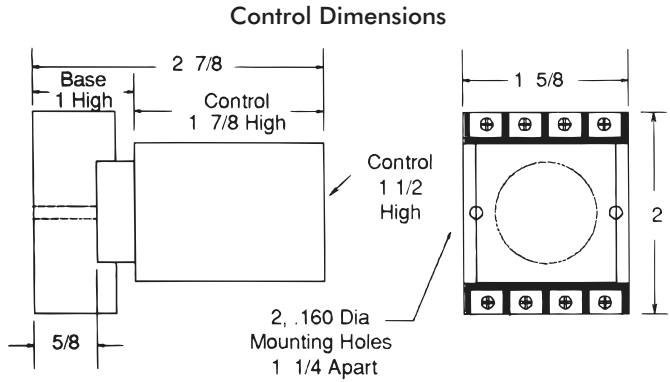
- Meets  Certification
- Status/Diagnostic LED'S:
 1. Green—Clutch ON
 2. Red—Brake ON
- The D2101 and D2111 are protected from transient high voltage spikes with MOV technology.

D2101/D2111 Wiring Information

Wiring Diagram
For Clutch and or Brake



Notice: Use wire and methods in accordance with Local, State, and National Electric Codes (NEC).



Base (Part # 65-22-3) ordered separately