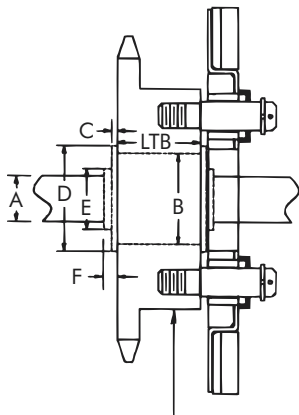


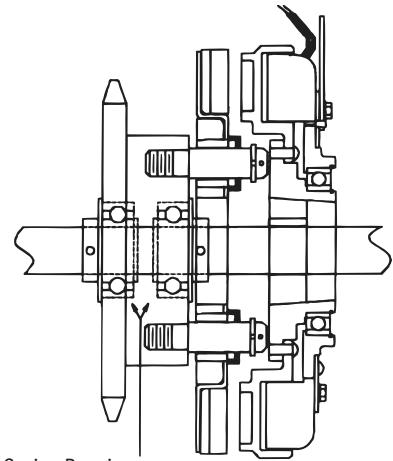
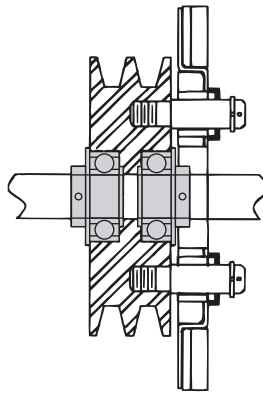
Clutches

Bearings

For use with extended inner ring bearing assemblies. Requires spacer between bearing inner race and Clutch Rotor/Field Assembly to maintain armature gap.



Minimum Hub Diameter



2 ER Series Bearings

Customer's sprocket, sheave, etc. drilled for drive pins with bearings installed.

Shaft A	Housing Bore B	Min LTB	C	D	E	F
308 Minimum Hub Diameter - 4-1/2"						
7/8"	2.0471/2.0466	1-17/32"	3/64"	2-17/64"	1-3/8"	5/8"
15/16"	2.0471/2.0466	1-17/32"	3/64"	2-17/64"	1-3/8"	5/8"
1"	2.0471/2.0466	1-17/32"	3/64"	2-17/64"	1-3/8"	5/8"
1-1/16"	2.4408/2.4403	1-25/32"	1/16"	2-21/32"	1-19/32"	5/8"
1-1/8"	2.4408/2.4403	1-25/32"	1/16"	2-21/32"	1-19/32"	5/8"
1-3/16"	2.4408/2.4403	1-25/32"	1/16"	2-21/32"	1-19/32"	5/8"
310 Minimum Hub Diameter - 6-1/2"						
1-1/4"	2.8345/2.8340	1-31/32"	1/16"	3-5/64"	1-55/64"	23/32"
1-5/16"	2.8345/2.8340	1-31/32"	1/16"	3-5/64"	1-55/64"	23/32"
1-3/8"	2.8345/2.8340	1-31/32"	1/16"	3-5/64"	1-55/64"	23/32"
1-7/16"	2.8345/2.8340	1-31/32"	1/16"	3-5/64"	1-55/64"	23/32"
1-1/2"	3.1495/3.1490	2-1/4"	1/16"	3-31/32"	2-1/6"	53/64"
1-9/16"	3.1495/3.1490	2-1/4"	1/16"	3-31/32"	2-1/6"	53/64"
1-5/8"	3.3464/3.3458	2-1/4"	1/16"	3-19/32"	2-19/64"	53/64"
1-11/16"	3.3464/3.3458	2-1/4"	1/16"	3-19/32"	2-19/64"	53/64"
1-3/4"	3.3464/3.3458	2-1/4"	1/16"	3-19/32"	2-19/64"	53/64"